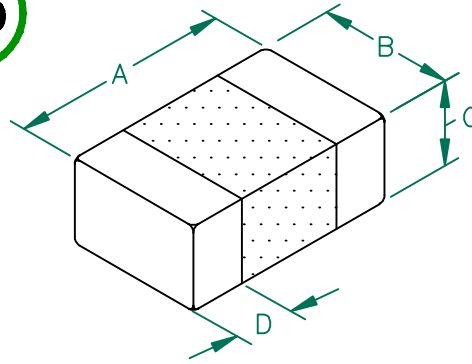


MI0805J102R-10

UNCONTROLLED DOCUMENT

PHYSICAL DIMENSIONS:

A	2.00 [.079]	+ 0.20 [.008]
B	1.25 [.049]	+ 0.20 [.008]
C	0.90 [.035]	+ 0.20 [.008]
D	0.51 [.020]	+ 0.25 [.010]

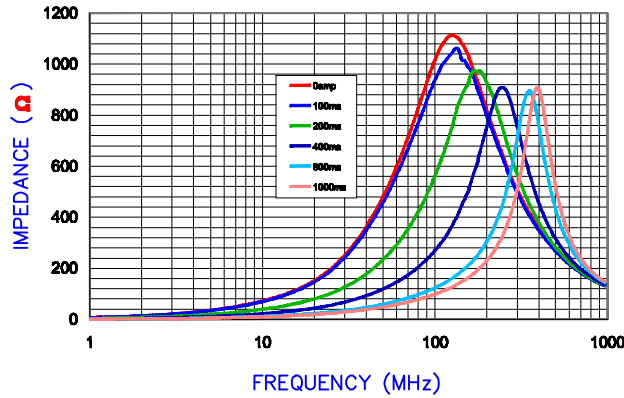


ELECTRICAL CHARACTERISTICS:			
Z @ 100MHz (Ω)	DCR (Ω)	Rated Current	
Nominal	1000		
Minimum	750		
Maximum	1250	0.15	1000 mA

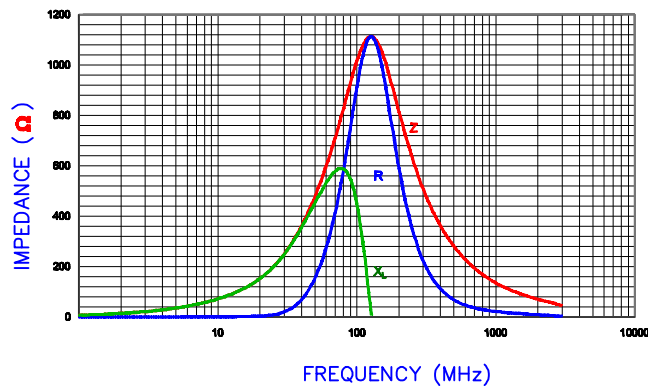
NOTES: UNLESS OTHERWISE SPECIFIED

1. TAPED AND REELED per CURRENT EIA SPECIFICATIONS 7" REELS, 4000 PCS/REEL.
2. COMPONENTS SHOULD BE ADEQUATELY PREHEATED BEFORE SOLDERING.
3. TERMINATION FINISH IS 100% TIN.

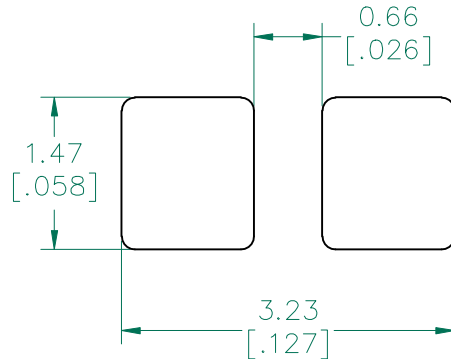
Z vs FREQUENCY
IMPEDANCE UNDER DC BIAS



|Z|, R, AND X vs. FREQUENCY

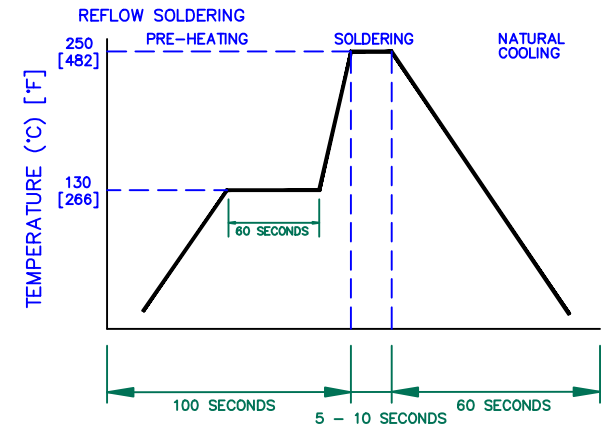


LAND PATTERNS FOR REFLOW SOLDERING



(For wave soldering, add 0.763 [.030] to this dimension.)

RECOMMENDED SOLDERING CONDITIONS



DIMENSIONS ARE IN mm [INCHES].

This print is the property of Laird Tech. and is loaned in confidence subject to return upon request and with the understanding that no copies shall be made without the written consent of Laird Tech. All rights to design or invention are reserved.



PROJECT/PART NUMBER: MI0805J102R-10		REV B	PART TYPE: CO-FIRE	DRAWN BY: JRK
DATE: 12/17/04	SCALE: NTS	SHEET: 2 of 2		
DESCRIPTION: ORIGINAL DRAFT	DATE: 12/17/04	INT: JRK	TOOL #: -	
REV	DESCRIPTION	DATE	INT	

